



5 Heroes

English in Mind 9^e – Unit 5

Projet « Heroes »





A. Introduction : TRAVAIL SUR UNE BIOGRAPHIE.

1^{ère} activité : Lis le texte du *Student's Book* « *One person can change the world* » p. 34 sur Rosa Parks. Puis fais l'exercice True/False.

2^e activité : Raconte l'histoire de Rosa Parks.

Choisis parmi les trois niveaux d'activité proposés :

- très simple : images + phrases à coller
- un peu plus complexe : images et mots à relier entre eux
- plus complexe : quelques mots donnés pour reconstituer les phrases.

✓ Fais corriger ton travail par ton enseignant.e !

Unit 5 - EiM 9ème

Tell the story about Rosa Parks

1. Rosa Parks



2. 1913 - 2005



3.



4.



5.



Cut the sentences and stick them under the correct picture, in the correct chronological order !

Many black people were very angry.

In those days, the law said that
black people must give their seats to white people.

A white man wanted to sit.

When Rosa Parks was a little girl, she walked to school.
There weren't any bus for black children.

Rosa stayed on her seat. She refused to stand up.

The police took Rosa to prison.

The black people stopped using the bus for many days.

School buses were only for white children.

One day in December 1955, in Alabama,
Rosa Parks finished work. She was very tired.

Rosa Parks was born in 1913, and died in 2005.

The bus driver called the police.

After a few months, the law changed
and black people could take the bus freely.

There were two worlds in the USA.

There were black school for black children
and white school for white children.

The bus driver said « Stand up ! ».

Tell the story about Rosa Parks. Use these phrases.



When Rosa Parks was a little girl, ...
walked
only white children
two worlds in the United States
black school for black children



One day in December 1955 in ...
Rosa Parks ...
A white man wanted ...
The driver said 'Stand up ...'
Rosa stayed ...



In those days, the law said ...
give seats
driver called
took Rosa to



Many black people ...
angry
stopped using
law changed

Tell the story about Rosa Parks. Use these phrases.



little girl / walked
only white
two worlds
black school




December 1955 / Alabama
Rosa Parks
white man
'Stand up'
stayed



law: give seats
driver / police
prison



angry
stopped using
law changed



3^e activité : Lis le texte dans ton *Student's book* « *Remembering Heroes* », p. 38.

- Fais l'activité 6a, page 38
- Puis, choisis un de ces exercices à faire par écrit.
 - 6b (niveau simple)
 - 6c (un peu plus complexe)
 - 6d (plus complexe)

4^e activité : Exercices pour travailler la grammaire

Choisis soit la fiche 5.13 (plus facile) ou 5.14 (plus difficile)

✓ Fais corriger ton travail par ton enseignant.e !

1 Circle the correct verb forms.

- 1 I **talk** / **talked** to my aunt in Australia on the phone last night.
- 2 We didn't **watch** / **watched** a film on TV last night.
- 3 I **hate** / **hated** swimming when I was young, but I love it now.
- 4 Did he **play** / **played** his trumpet in the concert yesterday?
- 5 My mother didn't **study** / **studied** at university.
- 6 Did you **walk** / **walked** to school every day last week?
- 7 Did you have a big breakfast this morning? Yes, I **did** / **had**.
- 8 Did you visit England last year? No, we **weren't** / **didn't**.

/8

2 Write true answers for you. Use *Yes, I did.* or *No, I didn't.*

- 1 Did you have a bath before school this morning?
- 2 Did you do any English exercises last night?
- 3 Did you make your bed this morning?
- 4 Did you do a test yesterday?
- 5 Did you make a cake yesterday afternoon?
- 6 Did you watch TV last night?
- 7 Did you go for a walk yesterday evening?

/7

3 Write negative sentences.

- I finished my homework last night. I didn't finish my homework last night.
- 1 We watched a good programme on TV yesterday.
.....
 - 2 She visited her friends at the weekend.
.....
 - 3 My dad studied in Lausanne.
.....
 - 4 I called you yesterday evening.
.....
 - 5 They started English lessons last year.
.....

/5

/20

1 Complete the sentences with the correct form of the words in the box.

change die do do hate play study talk walk watch

- 1 I to my aunt in Australia on the phone last night.
- 2 We didn't a film on TV last weekend.
- 3 I swimming when I was young, but I love it now.
- 4 Did he his trumpet in the concert yesterday?
- 5 My mother didn't at university.
- 6 Did you to school every day last week?
- 7 Did you have a big breakfast this morning? Yes, I
- 8 Did you visit England last year? No, we
- 9 Rosa Parks the United States forever.
- 10 Einstein didn't in 1945.

/10

2 Put the words in order and write past simple questions.

- 1 bath school he before did have a ?

- 2 park did your go weekend brother last to the ?

- 3 English you do night the did last exercises ?

- 4 morning make you your this did bed ?

- 5 mistakes did in you Maths test any make the ?

/5

3 Correct ✓ or wrong X? Correct the wrong sentences.

Did you enjoyed the film?

☒ Did you enjoy the film?

- 1 I wasn't have a bath last night.

☐

- 2 Did she call you on Saturday?

☐

- 3 They didn't played chess yesterday.

☐

- 4 I live in Fribourg when I was young.


☐

- 5 Did your dad worked last week?

☐

/5

/20



PROJET – 9CO
UNIT 5 “HEROES”

B. CHOISIS UN HEROS ET REDIGER SA BIOGRAPHIE SUR FAKEBOOK

Lis les consignes de la fiche ci-dessous et prépare un profil « Fakebook » pour une personne que tu admires.

Writing about your hero, on FAKEBOOK.

Guide Line.

Avant de commencer tu DOIS avoir :

- Une **dizaine** de « posts » prêts à être inscrits ; 2-4 phrases chacun avec les dates des événements concernés par ces « posts », éventuellement l'heure aussi, et pourquoi pas l'état d'âme de ton héros ou de ses amis !
- Une liste de **4-6 amis** de ton héros
- Des **commentaires** faits par les amis de ton héros, que tu placeras sous les « posts »
- Des **photos** de ton héros, de ses amis et de quelques uns des principaux endroits, ou événements de sa vie. Ou toute autre photo que tu juges importante.

Website: <http://www.classtools.net/FB/home-page> (or write Fakebook in Google)

Page d'accueil à l'ouverture :



Tu vas donc commencer par :

- Inscrire le nom de ton héros (s'il est très connu, FAKEBOOK trouvera une photo directement, sinon tu prends une de celles que tu as préparées)
- Mettre une photo de couverture
- Puis tu rempliras la colonne de gauche avec les informations personnelles de ton héros : date de naissance et de décès, membre de la famille, vie, profession, ...
- Ensuite tu inscribes ses amis, sans oublier de mettre les photos si FAKEBOOK ne te les donne pas tout de suite.

Puis tu peux commencer à faire les différents « posts ». ATTENTION, tu dois les inscrire dans l'ordre ANTE-CHRONOLOGIQUE !!! le plus récent d'abord !

Exemple avec Shakespeare :

William Shakespeare

Save

about

Born: 23rd April 1564

Family: Anne Hathaway

Three children: Susanna, Hamnet, Judith

sponsored Links

JUMBO
POIT-DECO-CAPIEN
Le programme d'automne axé autour de la maison.
ALLEZ-Y

friends (4)

Anne Hathaway Ben Jonson King James I
John Fletcher type here type here

Add New Block

Add a post!
(TIP 1: You can add hyperlinks and links to YouTube/Vimeo videos too!)
(TIP 2: You can click on any image that appears to change it!)

Name Date earlier today....

Write something....

Post

William Shakespeare is famous
25th August 1601
I played the ghost in my own play. It is called "Hamelet" and it is my longest play! The audience loved it.

Like · Comment · Edit · Delete

King James I I enjoyed your play so much that I want you to call yourself and your actors "The King'sMen".
Like · Edit · Delete

William Shakespeare is upset
14th October 1613 9:31 pm
There was a fire at the Globe. It has burned down! I'm returning to Stratford-upon-Avon for a quieter life with my wife.

Dès que tu as écrit un premier « post » c'est très important de SAUVER ton travail, sinon tu ne pourras pas le retrouver. Tu dois inventer un mot de passe, facile à se souvenir (NomdetonhérosTESINITIALES) et tu obtiendras l'adresse url de ton FAKEBOOK :

www.classtools.net/FB/1552-yB6wL2

Pour reprendre ton « fake » profil, retourne sur l'adresse que tu as reçu, clique sur la page et inscrit ton mot de passe. Tu n'as pas besoin de te créer un compte !!!

GOOD LUCK !!!